







As a GCSE Music student you need to be able to recognise and accurately use appropriate musical vocabulary related to the areas of study. You should understand and correctly use language from the following list. Where appropriate you should be able to recognise and name features heard.

			
Articulation			
Staccato, tongued, legato/slurred			
Pizzicato, arco			
Tremolo			
Accent / Sforzando			
Dynamics			
<i>pp</i> to <i>ff</i> including Italian names			
Crescendo & Diminuendo in words and symbols			
Harmony			
Diatonic, dissonant, atonal, chromatic, microtonal			
Chords: major, minor, seventh, tonic, sub-dominant, dominant, blue note			
Cadences: perfect, imperfect, plagal, interrupted			
Block chords / chordal, arpeggio / broken chords, triads, comping			
Primary triads, simple harmony, harmonic progression, harmonic rhythm			
Modulation: tonic, sub-dominant, dominant, relative minor & major			
Drone			
12 bar blues			
Instruments / Ensembles / Timbre			
Standard orchestral instruments and their families			
Piano, harpsichord, organ, cello			
Orchestra, string orchestra, duet, trio			
Jazz groupings			
Electronic and pop instruments			
Basic instruments relating to: Indian Classical Music, Punjabi Bhangra, Greek Folk Music, African Drumming, Samba, Calypso, Steel Bands			
Musical Structures			
Concerto / Concerto Grosso			
Symphony			
Sonata form			
Binary, ternary, rondo, variation			
Strophic, through composed			
Round, canon			
Introduction, coda, bridge, tag			
Cadenza			
Verse & chorus			
Instrumental break / Middle 8			

			
Melodic and Compositional Devices			
Repetition, sequence, imitation, ostinato			
Inversion			
Riff / Hook			
Improvisation			
Dialogue, question and answer phrases / call and response			
Walking bass			
Melody & Pitch			
Stepwise, scalar, passing notes, leap			
Intervals: Unionson, 2 nd , 3 rd , 4 th , 5 th , 6 th , 7 th , octave, tone/semitone			
Scales: Major, minor, chromatic, blues			
Raga			
Mode			
Bend / slide / glissando			
Music Periods – Dates & Key Composers			
Baroque			
Classical			
Romantic			
Modern / 20 th Century			
Notation			
Note lengths and rests from semiquaver to semibreve			
Dotted notes and triplets			
Stave / Score			
Treble and Bass clefs			
Bar and double bar lines, repeat marks			
Key signatures and keys up to at least four sharps and flats			
Time signatures: Simple duple, triple, quadruple and compound			
Sharp, flat, natural			
Ornaments / Decoration and their signs: Trill, turn, mordent, acciaccatura			
Rhythm			
Anacrusis / up-beat			
Off-beat / syncopation, dotted			
Metre / pulse			
Irregular meter			
Cross-rhythm / polyrhythm			
Rest / silence			
Swung / swung rhythm			
Tala			
Son Clave			

			
Technology			
Synthesiser, drum machine, mixing desk, multitracking			
Amplification, sampler, sampling, DJ, looping, panning			
MIDI			
Digital effects: Reverb, echo, distortion, attack, delay			
Vocoder, quantising			
Tempo			
Largo, andante, moderato, allegro, vivace presto			
Accelerando			
Rallentando/ritenuto			
Allargando			
Rubato			
Pause			
Texture			
Solo, monophonic, thick/thin			
Homophonic / chordal			
Polyphonic, contrapuntal, counterpoint			
Unison, parallel/contrary motion			
Counter melody, descant			
Melody and accompaniment			
Voices / Ensembles			
Voices: Soprano, alto, tenor, bass			
A cappella			
Syllabic, melismatic			
Solo, lead singer, backing vocals, chorus/choir			
Scat singing			