

How to use Seneca Learning

Seneca Learning is a free online learning tool which helps teach students key information on a variety of topics. See below for key information about it

Proven to make you learn 2x faster

Our smart learning algorithms [are proven](#) to make you **remember topics better**. If you get a question wrong, we'll show you the content again but in a different format. We'll even do it at a time when it's optimal for you to learn it. We've also hand-selected the best GIFs and memes on the internet so revision **makes you laugh instead of stressed**.

[Get started free](#)

Exam Scores

Method	Score
Revision Guides	Low
Seneca	High

How do I logon?

To log on to Seneca you need to create your own account. Seneca does not work on Microsoft Internet Explorer, you need to use Google Chrome or Firefox. To create the account follow the instructions below

1. Go to www.senecalearning.com and click on **Sign Up**

Learn 2x faster for free with Seneca

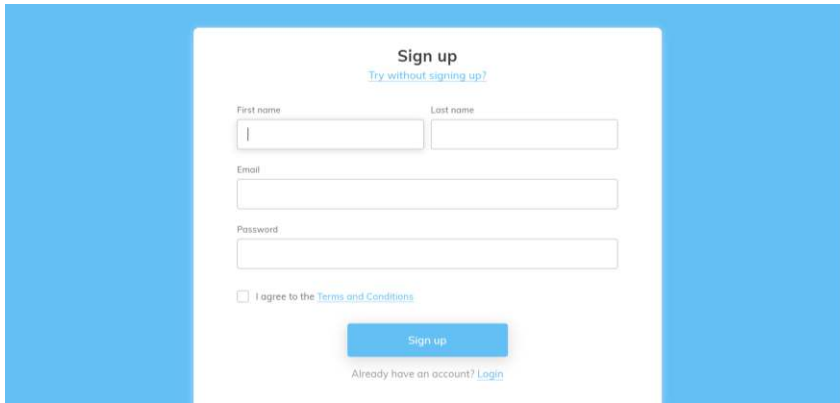
Join 2,900,000 students using Seneca as the funnest way to learn at KS2, KS3, GCSE & A Level. And it's free!

[Students, use for free](#)

[Teachers, use for free](#)

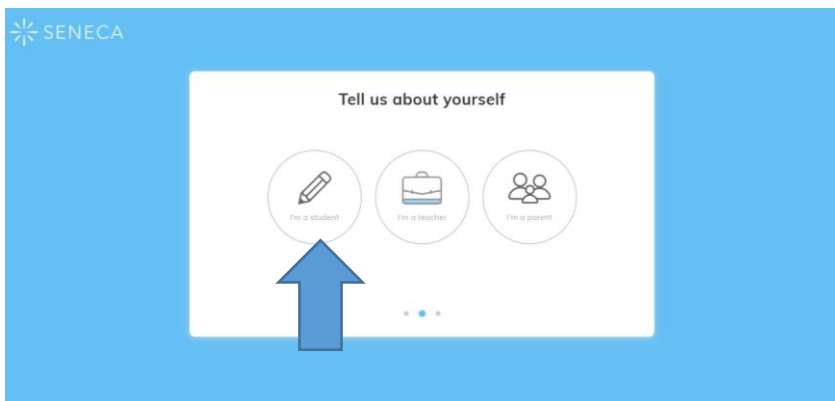
[Parents, use for free](#)

2. Complete the key details making sure you use a valid email address and a password you will remember. The email address is so you can logon and in case you forget your password. We suggest you use your school email address which is schoollogon@student.foresthillschool.co.uk. Click **Sign Up** when you have filled it in.



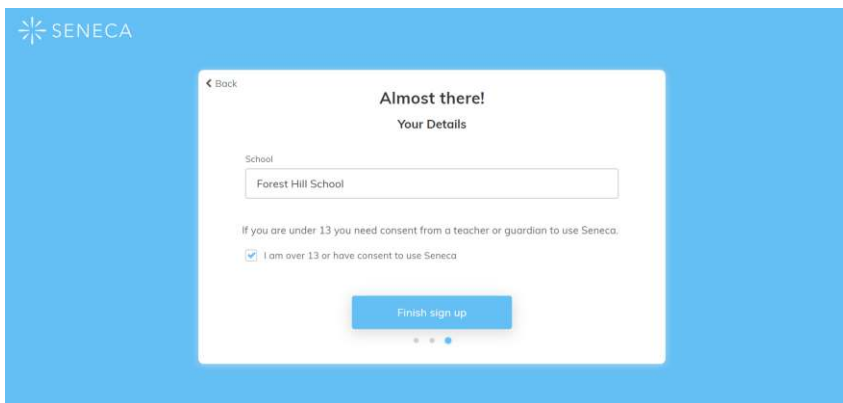
The image shows a 'Sign up' form on a blue background. The form is white and contains the following elements: a title 'Sign up' with a link 'Try without signing up?' below it; two input fields for 'First name' and 'Last name'; a single input field for 'Email'; a single input field for 'Password'; a checkbox labeled 'I agree to the Terms and Conditions'; a blue 'Sign up' button; and a link 'Already have an account? Login' at the bottom.

3. Select that you are a student



The image shows the 'Tell us about yourself' screen on a blue background. The Seneca logo is in the top left. The screen has three circular icons: a pencil for 'I'm a student', a briefcase for 'I'm a teacher', and two people for 'I'm a parent'. A large blue arrow points to the 'I'm a student' icon. There are three dots at the bottom, with the first one filled.

4. Type in Forest Hill School in the school name and tick the box to say you have consent to use Seneca



The image shows the 'Almost there! Your Details' screen on a blue background. The Seneca logo is in the top left. The screen has a 'Back' link, a 'School' input field containing 'Forest Hill School', a consent message 'If you are under 13 you need consent from a teacher or guardian to use Seneca.', a checked checkbox 'I am over 13 or have consent to use Seneca', and a blue 'Finish sign up' button. There are three dots at the bottom, with the second one filled.

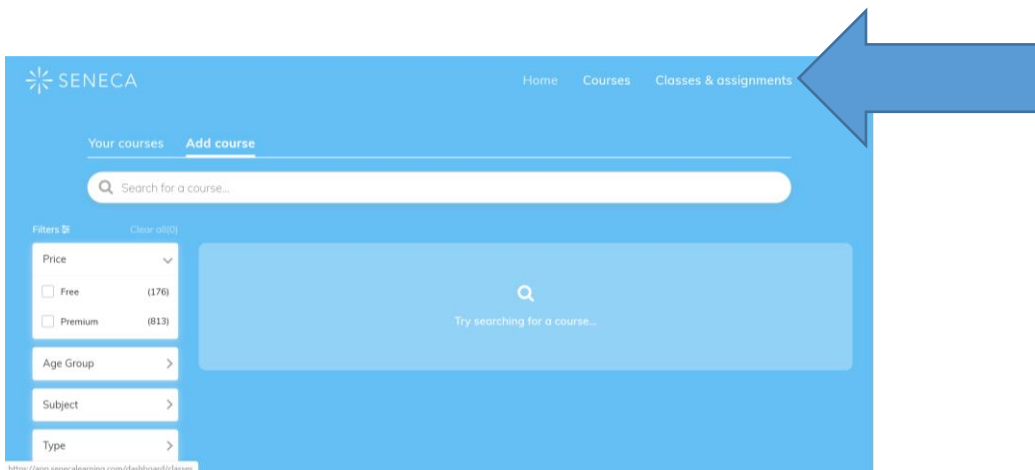
5. You should now be able to access Seneca

Joining a Class on Seneca

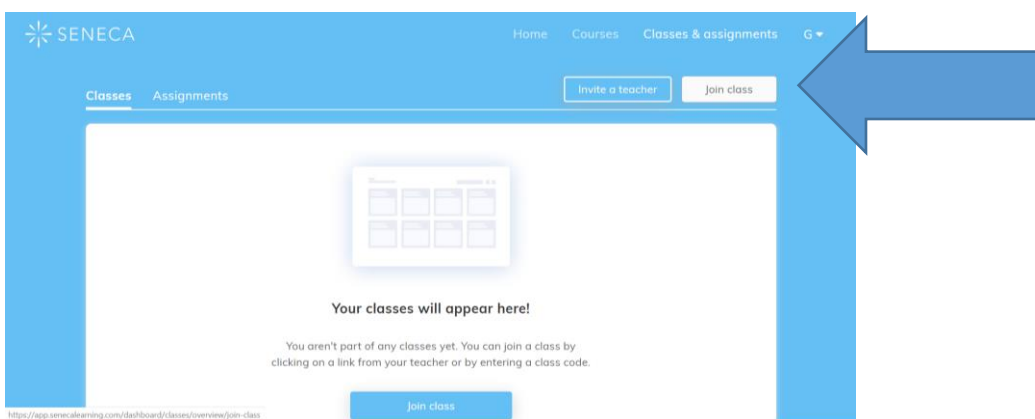
If your teacher has told you to join Seneca they will have most likely set up a class page.

To access your class page

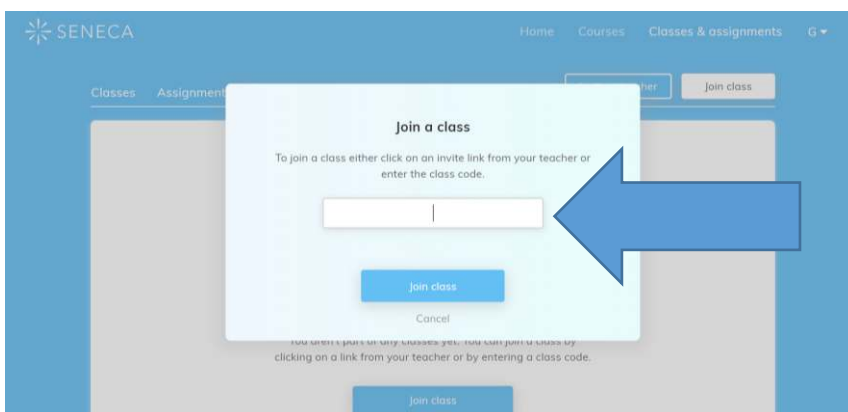
1. Click on Classes and Assignments



2. Click on **Join Class** in the top right corner



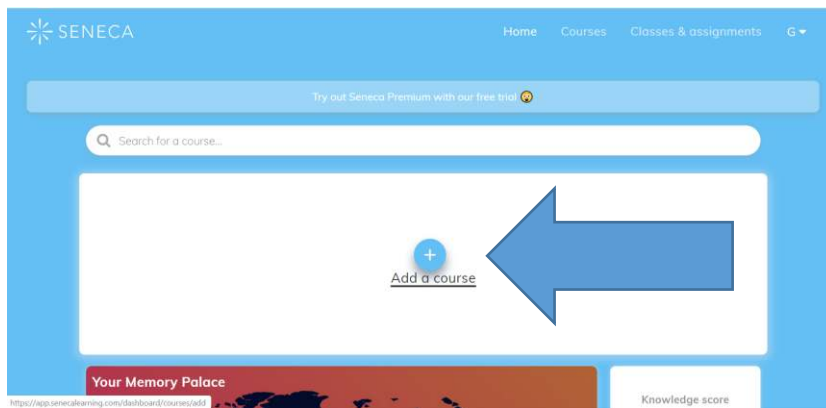
3. Enter the class code and you will be taken to the class page where you will find assignments and courses to complete



Finding other courses on Seneca

You can also search for other topics and courses to learn about on Seneca. To do this you need to

1. Click on Add a New Course



2. Use the search tool to find a course

How to complete assignments on Seneca

Your teacher may set your class assignments on Seneca. To complete them click on **Classes & Assignments** and find the right class page. Click on Assignments and then you will find the work to be completed.

Who can I ask for help if I am stuck?

If you have been set work on Seneca and you are confused please contact your teacher for help.

If you would like to ask general questions about how to use it please feel free to contact Mr German g.german@foresthillschool.co.uk